

Introductory sub-table (I)(a)

Name of the Company: ARO GRANITE INDUSTRIES LIMITED			
Scrip Code, Name of the scrip, class of security: 513729			
Quarter ended: 31.12.2013			
<b>Partly paid-up shares:-</b>			
	<b>No. of partly paid-up shares</b>	<b>As a % of total no. of partly paid-up shares</b>	<b>As a % of total no. of shares of the company</b>
Held by promoter/promoter group	0	#DIV/0!	0
Held by public	0	#DIV/0!	0
<b>Total</b>	<b>0</b>	<b>#DIV/0!</b>	<b>0</b>
<b>Outstanding convertible securities:-</b>			
	<b>No. of outstanding securities</b>	<b>As a % of total no. of outstanding convertible securities</b>	<b>As a % of total no. of shares of the company, assuming full conversion of the convertible securities</b>
Held by promoter/promoter group	0	#DIV/0!	0
Held by public	0	#DIV/0!	0
<b>Total</b>	<b>0</b>	<b>#DIV/0!</b>	<b>0</b>
<b>Warrants:-</b>			
	<b>No. of warrants</b>	<b>As a % of total no. of warrants</b>	<b>As a % of total no. of shares of the company, assuming full conversion of warrants</b>
Held by promoter/promoter group	0	#DIV/0!	0
Held by public	0	#DIV/0!	0
<b>Total</b>	<b>0</b>	<b>#DIV/0!</b>	<b>0</b>
<b>Total paid-up capital of the company, assuming full conversion of warrants and convertible securities</b>		<b>15300000</b>	


For Aro Granite Industries Ltd.

  
Company Secretary

**Statement Showing Shareholding Pattern**


Category code	Category of Shareholder	Number of Shareholders	Table (I)(a)		Total shareholding as a percentage of total number of shares		Shares Pledged or otherwise encumbered		
			Total number of shares	Number of shares held in dematerialized form	As a percentage of (A+B) <sup>1</sup>	As a percentage of (A+B+C)	Number of shares	As a percentage	
									(IV)
(A)	<b>Shareholding of Promoter and</b>								
1	<b>Indian</b>								
(a)	Individuals/ Hindu Undivided Family								
		11	6264631	6264631	40.95	40.95	0	0.00	
(b)	Central Government/ State Government(s)	0	0	0	0.00	0.00			#DIV/0!
(c)	Bodies Corporate	0	0	0	0.00	0.00			#DIV/0!
(d)	Financial Institutions/ Banks	0	0	0	0.00	0.00			#DIV/0!
(e)	Any Others(Specify)	0	0	0	0.00	0.00			#DIV/0!
(e-i)		0	0	0	0.00	0.00			#DIV/0!
(e-ii)		0	0	0	0.00	0.00			#DIV/0!
	<b>Sub Total(A)(1)</b>	<b>11</b>	<b>6264631</b>	<b>6264631</b>	<b>40.95</b>	<b>40.95</b>	<b>0</b>	<b>0.00</b>	
2	<b>Foreign</b>								
a	Individuals (Non-Residents Individuals/ Foreign Individuals)	0	0	0	0.00	0.00			#DIV/0!
b	Bodies Corporate	0	0	0	0.00	0.00			#DIV/0!
c	Institutions	0	0	0	0.00	0.00			#DIV/0!

For Aro Granite Industries Ltd.

  
 Company Secretary


d	Qualified Foreign Investor	0	0	0	0.00	0.00		#DIV/0!
e	Any Others(Specify)	0	0	0	0.00	0.00		#DIV/0!
e-i		0	0	0	0.00	0.00		#DIV/0!
e-ii								#DIV/0!
	<b>Sub Total(A)(2)</b>	<b>0</b>	<b>0</b>	<b>0</b>	<b>0.00</b>	<b>0.00</b>	<b>0</b>	<b>#DIV/0!</b>
	<b>Total Shareholding of Promoter and</b>	<b>11</b>	<b>6264631</b>	<b>6264631</b>	<b>40.95</b>	<b>40.95</b>	<b>0</b>	<b>0.00</b>
<b>(B)</b>	<b>Public shareholding</b>							
<b>1</b>	<b>Institutions</b>							
(a)	Mutual Funds/ UTI	0	0	0	0.00	0.00		
(b)	Financial Institutions / Banks	0	0	0	0.00	0.00		
(c)	Central Government/ State Government(s)	0	0	0	0.00	0.00		
(d)	Venture Capital Funds	0	0	0	0.00	0.00		
(e)	Insurance Companies	0	0	0	0.00	0.00		
(f)	Foreign Institutional Investors	1	296949	296949	1.94	1.94		
(g)	Foreign Venture Capital Investors	0	0	0	0.00	0.00		
(h)	Qualified Foreign Investor	0	0	0	0.00	0.00		
(i)	Any Other (specify)	0	0	0	0.00	0.00		
(i-ii)		0	0	0	0.00	0.00		
(i-ii)								
	<b>Sub-Total (B)(1)</b>	<b>1</b>	<b>296949</b>	<b>296949</b>	<b>1.94</b>	<b>1.94</b>		
<b>B 2</b>	<b>Non-institutions</b>							
(a)	Bodies Corporate	118	1395993	1378819	9.12	9.12		
(b)	Individuals				0.00	0.00		
<b>I</b>	<b>Individuals -i. Individual shareholders holding nominal share capital up to Rs 1 lakh</b>	<b>5591</b>	<b>1904174</b>	<b>1407888</b>	<b>12.45</b>	<b>12.45</b>	<b>150</b>	<b>0.05</b>
<b>II</b>	<b>ii. Individual shareholders holding nominal share capital in excess of Rs. 1 lakh.</b>	<b>62</b>	<b>4931059</b>	<b>4800785</b>	<b>32.23</b>	<b>32.23</b>		

For Aro Granite Industries Ltd.

  
Company Secretary

(c)	Qualified Foreign Investor	0	0	0	0.00	0.00		
(d)	Any Other (specify)							
(d-i)	NRIs/OCBs	52	507194	485221	3.31	3.31		
(d-ii)								
	<b>Sub-Total (B)(2)</b>	<b>5823</b>	<b>8738420</b>	<b>8072713</b>	<b>57.11</b>	<b>57.11</b>		
(B)	<b>Total Public Shareholding (B)= (B)(1)+(B)(2)</b>	<b>5824</b>	<b>9035369</b>	<b>8369662</b>	<b>59.05</b>	<b>59.05</b>		
	<b>TOTAL (A)+(B)</b>	<b>5835</b>	<b>15300000</b>	<b>14634293</b>	<b>100.00</b>	<b>100.00</b>		
(C)	<b>Shares held by Custodians and against which Depository Receipts have been issued</b>							
1	Promoter and Promoter Group	0	0	0	0	0.00		#DIV/0!
2	Public					0.00		
	<b>Sub-Total (C)</b>	<b>0</b>	<b>0</b>	<b>0</b>	<b>0</b>	<b>0</b>	<b>0</b>	<b>0</b>
	<b>GRAND TOTAL (A)+(B)+(C)</b>	<b>5835</b>	<b>15300000</b>	<b>14634293</b>		<b>100.00</b>	<b>0</b>	<b>0.00</b>

For Aro Granite Industries Ltd.

  
Company Secretary

Sr.No	Notes
1	The total foreign holding is 804143 Equity Shares(5.256% holding)
2	There is no GDR and ADR holding of the Company
3	
5	
6	
7	
8	
9	

For Aro Granite Industries Ltd.

  
Company Secretary

**(I)(b) Statement showing holding of securities (including shares, warrants, convertible securities) of persons belonging to the category "Promoter and Promoter Group"**

Sr. No.	Name of the shareholder	Details of Shares held		Encumbered shares (*)			Details of warrants		Details of convertible securities		Total shares (including underlying shares assuming full conversion of warrants and convertible securities) as a % of diluted share capital
		Number of shares held	As a % of grand total (A)+(B)+(C)	No.	As a percentage	As a % of grand total (A)+(B)+(C) of sub-clause (I)(a)	Number of warrants held	As a % total number of warrants of the same class	Number of convertible securities held	As a % total number of convertible securities of the same class	
(I)	(II)	(III)	(IV)	(V)	(VI)=(V)/(III)*100	(VII)	(VIII)	(IX)	(X)	(XI)	(XII)
1	SUNIL K ARORA	4869315	31.83		0.00	0.00	0	0	0	0	0
2	SUJATA ARORA	598572	3.91		0.00	0.00	0	0	0	0	0
3	K.L.ARORA	34267	0.22		0.00	0.00	0	0	0	0	0
4	KASTURI LAL ARORA	346983	2.27		0.00	0.00	0	0	0	0	0
5	KASTURI LAL ARORA	1125	0.01		0.00	0.00	0	0	0	0	0
6	SUDERSHAN ARORA	186603	1.22		0.00	0.00	0	0	0	0	0
7	AMAN ARORA	33	0.00		0.00	0.00	0	0	0	0	0
8	GEETI ARORA	1350	0.01		0.00	0.00	0	0	0	0	0
9	RAVI KUMAR ARORA	1383	0.01		0.00	0.00	0	0	0	0	0
10	SAHIL ARORA	112500	0.74		0.00	0.00	0	0	0	0	0
11	SHIVANI ARORA	112500	0.74		0.00	0.00	0	0	0	0	0
<b>TOTAL</b>		6264631	40.95	0	0.00	0.00	0	0	0	0	0

(\*) The term "encumbrance" has the same meaning as assigned to it in regulation 28(3) of the SAST Regulations, 2011

For Aro Granite Industries Ltd.

  
Company Secretary

**(I)(c)(i) Statement showing holding of securities (including shares, warrants, convertible securities) of persons belonging to the category "Public" and holding more than 1% of the total number of shares**

Sr. No.	Name of the shareholder	Number of shares held	Shares as a percentage of total number of shares {i.e., Grand Total (A)+(B)+(C) indicated in Statement at para (I)(a) above}	Details of warrants		Details of convertible securities		Total shares (including underlying shares assuming full conversion of warrants and convertible securities) as a % of diluted share capital
				Number of warrants held	As a % total number of warrants of the same class	Number of convertible securities held	% w.r.t total number of convertible securities of the same class	
1	ARCHIT EXIM PVT LTD.	219322	1.43	0	0	0	0	
2	SUREFIN FINANCIAL CONSULTANTS PRIVATE LTD.	532338	3.48	0	0	0	0	
3	WINFIN FINANCIAL CONSULTANTS PRIVATE LTD.	184794	1.21	0	0	0	0	
4	BHARAT PITTI	406043	2.59	0	0	0	0	
5	PRADEEP KUMAR JAIN	154687	1.01	0	0	0	0	
6	SUJATA JAIN	177189	1.16	0	0	0	0	
7	PRADEEP KUMAR JAIN(HUF)	180667	1.18	0	0	0	0	
8	MEENAZ KASSAM	167143	1.09	0	0	0	0	
9	RAJAN LILARAM BHARVANI	182251	1.19	0	0	0	0	
10	AMIT SHANTILAL MOTLA/BHAVNA SHANTILAL MOTLA	252970	1.65	0	0	0	0	
11	AMRIT INDIA VALUE FUND LIMITED	296949	1.94					
12	DILIP KUMAR LAKHI	1503900	9.83	0	0	0	0	
<b>TOTAL</b>		<b>4258253</b>	<b>27.83</b>	<b>0</b>	<b>0</b>	<b>0</b>	<b>0</b>	<b>0</b>


For Aro Granite Industries Ltd.

  
Company Secretary

**(I)(c)(ii) Statement showing holding of securities (including shares, warrants, convertible securities) of persons (together with PAC) belonging to the category "Public" and holding more than 5% of the total number of shares of the company**

Sr. No.	Name(s) of the shareholder(s) and the Persons Acting in Concert (PAC) with them	Number of shares	Shares as a percentage of total number of shares {i.e., Grand Total (A)+(B)+(C) indicated in Statement at para (I)(a) above}	Details of warrants		Details of convertible securities		Total shares (including underlying shares assuming full conversion of warrants and convertible securities) as a % of diluted share capital
				Number of warrants	As a % total number of warrants of the same class	Number of convertible securities held	% w.r.t total number of convertible securities of the same class	
1	DILIP KUMAR LAKHI	1503900	9.83		#DIV/0!		#DIV/0!	
2			0.00		#DIV/0!		#DIV/0!	
3			0.00		#DIV/0!		#DIV/0!	
4			0.00		#DIV/0!		#DIV/0!	
5			0.00		#DIV/0!		#DIV/0!	
6			0.00		#DIV/0!		#DIV/0!	
7			0.00		#DIV/0!		#DIV/0!	
8			0.00		#DIV/0!		#DIV/0!	
9			0.00		#DIV/0!		#DIV/0!	
10			0.00		#DIV/0!		#DIV/0!	
<b>TOTAL</b>		<b>1503900</b>	<b>9.83</b>	<b>0</b>	<b>#DIV/0!</b>	<b>0</b>	<b>#DIV/0!</b>	<b>0</b>

For Aro Granite Industries Ltd.


  
Company Secretary



(I)(d) Statement showing details of locked-in shares

Sr. No.	Name of the shareholder	Number of locked-in shares	Locked-in shares as a percentage of total number of shares {i.e., Grand Total (A)+(B)+(C) indicated in Statement at para (I)(a) above}
1		0	0.00
2			0.00
3			0.00
4			0.00
5			0.00
6			0.00
7			0.00
8			0.00
9			0.00
			0.00
<b>TOTAL</b>		<b>0</b>	<b>0.00</b>

For Aro Granite Industries Ltd.

  
Company Secretary

(II)(a) Statement showing details of Depository Receipts (DRs)

Sr. No.	Type of outstanding DR (ADRs, GDRs, SDRs, etc.)	Number of outstanding DRs	Number of shares underlying outstanding DRs	Shares underlying outstanding DRs as a percentage of total number of shares {i.e., Grand Total (A)+(B)+(C) indicated in Statement at para (I)(a) above}
1		0	0	0.00
2				0.00
3				0.00
4				0.00
5				0.00
6				0.00
7				0.00
8				0.00
9				0.00
				0.00
<b>TOTAL</b>		<b>0</b>	<b>0</b>	<b>0.00</b>

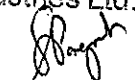
For Aro Granite Industries Ltd.

  
Company Secretary

(II)(b) Statement showing holding of Depository Receipts (DRs), where underlying shares held by "promoter/promoter group" are in excess of 1% of the total number of shares

Sr. No.	Name of the DR Holder	Type of outstanding DR (ADRs, GDRs, SDRs, etc.)	Number of shares underlying outstanding DRs	Shares underlying outstanding DRs as a percentage of total number of shares {i.e., Grand Total (A)+(B)+(C) indicated in Statement at para (I)(a) above}
1		0	0	0.00
2				0.00
3				0.00
4				0.00
5				0.00
6				0.00
7				0.00
8				0.00
9				0.00
				0.00
<b>TOTAL</b>			<b>0</b>	<b>0.00</b>

For Aro Granite Industries Ltd.

  
Company Secretary