

Introductory sub-table (I)(a)

<b>Name of the Company: ARO GRANITE INDUSTRIES LIMITED</b>			
<b>Scrip Code, Name of the scrip, class of security: 513729</b>			
<b>Quarter ended: 31.12.2012</b>			
<b>Partly paid-up shares:-</b>	<b>No. of partly paid-up shares</b>	<b>As a % of total no. of partly paid-up shares</b>	<b>As a % of total no. of shares of the company</b>
Held by promoter/promoter group	0	#DIV/0!	0
Held by public	0	#DIV/0!	0
<b>Total</b>	<b>0</b>	<b>#DIV/0!</b>	<b>0</b>
<b>Outstanding convertible securities:- No. of outstanding securities</b>			
	<b>As a % of total no. of outstanding securities</b>	<b>As a % of total no. of convertible securities</b>	<b>As a % of total no. of shares of the company, assuming full conversion of the convertible securities</b>
Held by promoter/promoter group	0	#DIV/0!	0
Held by public	0	#DIV/0!	0
<b>Total</b>	<b>0</b>	<b>#DIV/0!</b>	<b>0</b>
<b>Warrants:-</b>			
	<b>No. of warrants</b>	<b>As a % of total no. of warrants</b>	<b>As a % of total no. of shares of the company, assuming full conversion of warrants</b>
Held by promoter/promoter group	0	#DIV/0!	0
Held by public	0	#DIV/0!	0
<b>Total</b>	<b>0</b>	<b>#DIV/0!</b>	<b>0</b>
<b>Total paid-up capital of the company, assuming full conversion of warrants and convertible securities</b>			
			<b>10200000</b>

**Statement Showing Shareholding Pattern**

Category code	Category of Shareholder	Number of Shareholders	Table (I)(a)				Shares Pledged or otherwise encumbered	
			Total number of shares	Number of shares held in dematerialized form	Total shareholding as a percentage of total number of shares		Number of shares	As a percentage (IX) = (VIII)/(IV)*100
			(IV)	(V)	As a percentage of (A+B) <sup>1</sup>	As a percentage of (A+B+C)		
ended: 31	(II)	(III)	(IV)	(V)	(VI)	(VII)	(VIII)	(IX) = (VIII)/(IV)*100
<b>1</b>	<b>Shareholding of Promoter and Indian</b>							
(a)	Individuals/ Hindu Undivided Family							
(b)	Central Government/ State Government(s)	11	4176421	4176421	40.95	40.95	1053000	25.21
(c)	Bodies Corporate	0	0	0	0.00	0.00		#DIV/0!
(d)	Financial Institutions/ Banks	0	0	0	0.00	0.00		#DIV/0!
(e)	Any Others(Specify)	0	0	0	0.00	0.00		#DIV/0!
(e-i)		0	0	0	0.00	0.00		#DIV/0!
(e-ii)		0	0	0	0.00	0.00		#DIV/0!
	<b>Sub Total(A)(1)</b>	<b>11</b>	<b>4176421</b>	<b>4176421</b>	<b>40.95</b>	<b>40.95</b>	<b>1053000</b>	<b>25.21</b>
<b>2</b>	<b>Foreign</b>							
a	Individuals (Non-Residents Individuals/ Foreign Individuals)	0	0	0	0.00	0.00		#DIV/0!
b	Bodies Corporate	0	0	0	0.00	0.00		#DIV/0!
c	Institutions	0	0	0	0.00	0.00		#DIV/0!

d	Qualified Foreign Investor	0	0	0	0	0	0	0	0.00	0.00		#DIV/0!
e	Any Others(Specify)	0	0	0	0	0	0	0	0.00	0.00		#DIV/0!
e-i		0	0	0	0	0	0	0	0.00	0.00		#DIV/0!
e-ii												
	Sub Total(A)(2)	0	0	0	0	0	0	0	0.00	0.00	0	#DIV/0!
	Total Shareholding of Promoter and	11	4176421	4176421	4176421	4176421	4176421	4176421	40.95	40.95	1053000	25.21
(B)	Public shareholding											
I	Institutions											
(a)	Mutual Funds/ UTI	0	0	0	0	0	0	0	0.00	0.00		
(b)	Financial Institutions / Banks	0	0	0	0	0	0	0	0.00	0.00		
(c)	Central Government/ State Government(s)	0	0	0	0	0	0	0	0.00	0.00		
(d)	Venture Capital Funds	0	0	0	0	0	0	0	0.00	0.00		
(e)	Insurance Companies	0	0	0	0	0	0	0	0.00	0.00		
(f)	Foreign Institutional Investors	1	197966	197966	197966	197966	197966	1.94	1.94	1.94		
(g)	Foreign Venture Capital Investors	0	0	0	0	0	0	0	0.00	0.00		
(h)	Qualified Foreign Investor	0	0	0	0	0	0	0	0.00	0.00		
(i)	Any Other (specify)	0	0	0	0	0	0	0	0.00	0.00		
(i-i)		0	0	0	0	0	0	0	0.00	0.00		
(i-ii)												
	Sub-Total (B)(1)	1	197966	197966	197966	197966	197966	1.94	1.94	1.94		
B 2	Non-institutions											
(a)	Bodies Corporate	145	997434	984659	984659	984659	984659	9.78	9.78	9.78		
(b)	Individuals							0.00	0.00	0.00		
	Individuals -i. Individual shareholders holding nominal share capital up to Rs 1 lakh	5580	1465354	1074016	1074016	1074016	1074016	14.37	14.37	14.37	150	0.05
II	ii. Individual shareholders holding nominal share capital in excess of Rs. 1 lakh.	46	2990174	2921774	2921774	2921774	2921774	29.32	29.32	29.32		


(c)	Qualified Foreign Investor												
(d)	Any Other (specify) NRIs/OCBs	0	0	0	0	0	0	0	0	0	0	0	0
(d-i)		57	372651	353201	3.65	3.65	0.00	0.00	0.00	0.00	3.65		
(d-ii)							0.00	0.00	0.00	0.00			
	Sub-Total (B)(2)	5828	5825613	5333650	57.11	57.11					57.11		
(B)	Total Public Shareholding (B)= (B)(1)+(B)(2)	5829	6023579	5531616	59.05	59.05					59.05		
	TOTAL (A)+(B)	5840	10200000	9708037	100.00	100.00					100.00		
(C)	Shares held by Custodians and against which Depository Receipts have been issued												
1	Promoter and Promoter Group	0	0	0	0	0					0.00		#DIV/0!
2	Public										0.00		
	Sub-Total (C)	0	0	0	0	0					0		
	GRAND TOTAL (A)+(B)+(C)	5840	10200000	9708037					100.00		1053000		10.32

For Aro Granite Industries Ltd.

*[Signature]*  
Company Secretary

Sr.No	Notes
1	The total foreign holding is 570617 Equity Shares (5.594% holding)
2	There is no GDR and ADR holding of the Company
3	
5	
6	
7	
8	
9	

For Aro Granite Industries Ltd.



Company Secretary

**(D)(b) Statement showing holding of securities (including shares, warrants, convertible securities) of persons belonging to the category "Promoter and Promoter Group"**

Sr.	Name of the shareholder	Details of Shares held		Encumbered shares (*)			Details of warrants		Details of convertible securities		Total shares (including underlying shares assuming full conversion of warrants and convertible securities) as a % of diluted share capital
		Number of shares held	As a % of grand total (A)+(B)+(C)	No.	As a percentage (VI)=(V)/(III)*100	As a % of grand total (A)+(B)+(C) of sub-clause (I)(a)	Number of warrants held	As a % total number of warrants of the same class	Number of convertible securities held	As a % total number of convertible securities of the same class	
1	SUNIL K ARORA	3246210	31.83	1053000	32.44	10.32	0	0	0	0	0
2	SUJATA ARORA	399048	3.91		0.00	0.00	0	0	0	0	0
3	K.L.ARORA	22845	0.22		0.00	0.00	0	0	0	0	0
4	KASTURI LAL ARORA	231322	2.27		0.00	0.00	0	0	0	0	0
5	KASTURI LAL ARORA	750	0.01		0.00	0.00	0	0	0	0	0
6	SUDERSHAN ARORA	124402	1.22		0.00	0.00	0	0	0	0	0
7	AMAN ARORA	22	0.00		0.00	0.00	0	0	0	0	0
8	GEETI ARORA	900	0.01		0.00	0.00	0	0	0	0	0
9	RAVI KUMAR ARORA	922	0.01		0.00	0.00	0	0	0	0	0
10	SAHIL ARORA	75000	0.74		0.00	0.00	0	0	0	0	0
11	SHIVANI ARORA	75000	0.74		0.00	0.00	0	0	0	0	0
	<b>TOTAL</b>	4176421	40.95	1053000	25.21	10.32	0	0	0	0	0

(\*) The term "encumbrance" has the same meaning as assigned to it in regulation 28(3) of the SAST Regulations, 2011

For Aro Granite Industries Ltd.

*[Signature]*  
Company Secretary

**(D)(c)(i) Statement showing holding of securities (including shares, warrants, convertible securities) of persons belonging to the category "Public" and holding more than 1% of the total number of shares**

Sr. No.	Name of the shareholder	Number of shares held	Shares as a percentage of total number of shares {i.e., Grand Total (A)+(B)+(C) indicated in Statement at para (I)(a) above}	Details of warrants		Details of convertible securities		Total shares (including underlying shares assuming full conversion of warrants and convertible securities) as a % of diluted share capital
				Number of warrants held	As a % total number of warrants of the same class	Number of convertible securities held	% w.r.t total number of convertible securities of the same class	
1	ARCHIT EXIM PVT LTD.	146215	1.43	0	0	0	0	0
2	SUREFIN FINANCIAL CONSULTANTS PRIVATE LTD.	354892	3.48	0	0	0	0	0
3	WINFIN FINANCIAL CONSULTANTS PRIVATE LTD.	149692	1.47	0	0	0	0	0
4	BHARAT PITTI	260976	2.56	0	0	0	0	0
5	PRADEEP KUMAR JAIN	103125	1.01	0	0	0	0	0
6	SUJATA JAIN	118126	1.16	0	0	0	0	0
7	PRADEEP KUMAR JAIN(HUF)	120445	1.18	0	0	0	0	0
8	MEENAZ KASSAM	111429	1.09	0	0	0	0	0
9	RAJAN LILARAM BHARVANI	121501	1.19	0	0	0	0	0
10	AMIT SHANTILAL MOTLA/BHAVNA SHANTILAL MOTLA	168647	1.65	0	0	0	0	0
11	AMRIT INDIA VALUE FUND LIMITED	197966	1.94	0	0	0	0	0
12	DILIP KUMAR LAKHI	1002600	9.83	0	0	0	0	0
	<b>TOTAL</b>	<b>2855614</b>	<b>28.00</b>	<b>0</b>	<b>0</b>	<b>0</b>	<b>0</b>	<b>0</b>


For Aro Granite Industries Ltd.

*[Signature]*  
Company Secretary

**(D)(c)(ii) Statement showing holding of securities (including shares, warrants, convertible securities) of persons (together with PAC) belonging to the category "Public" and holding more than 5% of the total number of shares of the company**

Sr. No.	Name(s) of the shareholder(s) and the Persons Acting in Concert (PAC) with them	Number of shares	Shares as a percentage of total number of shares {i.e., Grand Total (A)+(B)+(C) indicated in Statement at para (D)(a) above}	Details of warrants		Details of convertible securities		Total shares (including underlying shares assuming full conversion of warrants and convertible securities) as a % of diluted share capital
				Number of warrants	As a % total number of warrants of the same class	Number of convertible securities held	% w.t total number of convertible securities of the same class	
1	DILIP KUMAR LAKHI	1002600	9.83					
2			0.00		#DIV/0!		#DIV/0!	
3			0.00		#DIV/0!		#DIV/0!	
4			0.00		#DIV/0!		#DIV/0!	
5			0.00		#DIV/0!		#DIV/0!	
6			0.00		#DIV/0!		#DIV/0!	
7			0.00		#DIV/0!		#DIV/0!	
8			0.00		#DIV/0!		#DIV/0!	
9			0.00		#DIV/0!		#DIV/0!	
10			0.00		#DIV/0!		#DIV/0!	
					#DIV/0!		#DIV/0!	
<b>TOTAL</b>		<b>1002600</b>	<b>9.83</b>	<b>0</b>	<b>#DIV/0!</b>	<b>0</b>	<b>#DIV/0!</b>	<b>0</b>

For Aro Granite Industries Ltd.

  
Company Secretary



(D)(d) Statement showing details of locked-in shares

Sr. No.	Name of the shareholder	Number of locked-in shares	Locked-in shares as a percentage of total number of shares {i.e., Grand Total (A)+(B)+(C) indicated in Statement at para (D)(a) above}
1			
2		0	0.00
3			0.00
4			0.00
5			0.00
6			0.00
7			0.00
8			0.00
9			0.00
			0.00
			0.00
<b>TOTAL</b>		0	0.00


For Aro Granite Industries Ltd.

  
Company Secretary

(II)(a) Statement showing details of Depository Receipts (DRs)

Sr. No.	Type of outstanding DR (ADRs, GDRs, SDRs, etc.)	Number of outstanding DRs	Number of shares underlying outstanding DRs	Shares underlying outstanding DRs as a percentage of total number of shares {i.e., Grand Total (A)+(B)+(C) indicated in Statement at para (I)(a) above}
1		0		
2		0	0	0.00
3				0.00
4				0.00
5				0.00
6				0.00
7				0.00
8				0.00
9				0.00
				0.00
				0.00
<b>TOTAL</b>		<b>0</b>	<b>0</b>	<b>0.00</b>

For Aro Granite Industries Ltd.

  
Company Secretary

