

## Introductory sub-table (I)(a)


Name of the Company: ARO GRANITE INDUSTRIES LIMITED				
Scrip Code, Name of the scrip, class of security: 513729				
Quarter ended: 30.09.2013				
Partly paid-up shares:-		No. of partly paid-up shares	As a % of total no. of partly paid-up shares	As a % of total no. of shares of the company
Held by promoter/promoter group		0	#DIV/0!	0
Held by public		0	#DIV/0!	0
	Total	0	#DIV/0!	0
Outstanding convertible securities:-		No. of outstanding securities	As a % of total no. of outstanding convertible securities	As a % of total no. of shares of the company, assuming full conversion of the convertible securities
Held by promoter/promoter group		0	#DIV/0!	0
Held by public		0	#DIV/0!	0
	Total	0	#DIV/0!	0
Warrants:-		No. of warrants	As a % of total no. of warrants	As a % of total no. of shares of the company, assuming full conversion of warrants
Held by promoter/promoter group		0	#DIV/0!	0
Held by public		0	#DIV/0!	0
	Total	0	#DIV/0!	0
Total paid-up capital of the company, assuming full conversion of warrants and convertible securities		10200000		

For Aro Granite Industries Ltd.

  
 Company Secretary

Statement Showing Shareholding Pattern								
Category code	Category of Shareholder	Number of Shareholders	Table (I)(a)		Total shareholding as a percentage of total number of shares		Shares Pledged or otherwise encumbered	
			Total number of shares	Number of shares held in dematerialized form	As a percentage of (A+B) <sup>1</sup>	As a percentage of (A+B+C)	Number of shares	As a percentage
ended: 31	(II)	(III)	(IV)	(V)	(VI)	(VII)	(VIII)	(IX) = (VIII)/(IV)*100
(A)	Shareholding of Promoter and							
1	Indian							
(a)	Individuals/ Hindu Undivided Family							
		11	4176421	4176421	40.95	40.95	0	0.00
(b)	Central Government/ State Government(s)	0	0	0	0.00	0.00		#DIV/0!
(c)	Bodies Corporate	0	0	0	0.00	0.00		#DIV/0!
(d)	Financial Institutions/ Banks	0	0	0	0.00	0.00		#DIV/0!
(e)	Any Others(Specify)	0	0	0	0.00	0.00		#DIV/0!
(e-i)		0	0	0	0.00	0.00		#DIV/0!
(e-ii)		0	0	0	0.00	0.00		#DIV/0!
	Sub Total(A)(1)	11	4176421	4176421	40.95	40.95	0	0.00
2	Foreign							
a	Individuals (Non-Residents Individuals/ Foreign Individuals)	0	0	0	0.00	0.00		#DIV/0!
b	Bodies Corporate	0	0	0	0.00	0.00		#DIV/0!
c	Institutions	0	0	0	0.00	0.00		#DIV/0!

For Aro Granite Industries Ltd.

  
 Company Secretary

d	Qualified Foreign Investor	0	0	0	0.00	0.00		#DIV/0!
e	Any Others(Specify)	0	0	0	0.00	0.00		#DIV/0!
e-i		0	0	0	0.00	0.00		#DIV/0!
e-ii								
	<b>Sub Total(A)(2)</b>	<b>0</b>	<b>0</b>	<b>0</b>	<b>0.00</b>	<b>0.00</b>	<b>0</b>	<b>#DIV/0!</b>
	<b>Total Shareholding of Promoter and</b>	<b>11</b>	<b>4176421</b>	<b>4176421</b>	<b>40.95</b>	<b>40.95</b>	<b>0</b>	<b>0.00</b>
<b>(B)</b>	<b>Public shareholding</b>							
<b>1</b>	<b>Institutions</b>							
(a)	Mutual Funds/ UTI	0	0	0	0.00	0.00		
(b)	Financial Institutions / Banks	0	0	0	0.00	0.00		
(c)	Central Government/ State Government(s)	0	0	0	0.00	0.00		
(d)	Venture Capital Funds	0	0	0	0.00	0.00		
(e)	Insurance Companies	0	0	0	0.00	0.00		
(f)	Foreign Institutional Investors	1	197966	197966	1.94	1.94		
(g)	Foreign Venture Capital Investors	0	0	0	0.00	0.00		
(h)	Qualified Foreign Investor	0	0	0	0.00	0.00		
(i)	Any Other (specify)	0	0	0	0.00	0.00		
(i-ii)		0	0	0	0.00	0.00		
(i-ii)								
	<b>Sub-Total (B)(1)</b>	<b>1</b>	<b>197966</b>	<b>197966</b>	<b>1.94</b>	<b>1.94</b>		
<b>B 2</b>	<b>Non-institutions</b>							
(a)	Bodies Corporate	124	889224	876449	8.72	8.72		
(b)	Individuals				0.00	0.00		
<b>I</b>	Individuals -i. Individual shareholders holding nominal share capital up to Rs 1 lakh	5614	1440771	1052615	14.13	14.13	150	0.05
<b>II</b>	ii. Individual shareholders holding nominal share capital in excess of Rs. 1 lakh.	47	3124868	3056468	30.64	30.64		

For Aro Granite Industries Ltd.


  
Company Secretary

(c)	Qualified Foreign Investor	0	0	0	0.00	0.00		
(d)	Any Other (specify)							
(d-i)	NRIs/OCBs	53	370750	351300	3.63	3.63		
(d-ii)								
	Sub-Total (B)(2)	5838	5825613	5336832	57.11	57.11		
(B)	Total Public Shareholding (B)= (B)(1)+(B)(2)	5839	6023579	5534798	59.05	59.05		
	TOTAL (A)+(B)	5850	10200000	9711219	100.00	100.00		
(C)	Shares held by Custodians and against which Depository Receipts have been issued							
1	Promoter and Promoter Group	0	0	0	0	0.00		#DIV/0!
2	Public					0.00		
	Sub-Total (C)	0	0	0	0	0	0	
	GRAND TOTAL (A)+(B)+(C)	5850	10200000	9711219		100.00	0	0.00

For Aro Granite Industries Ltd.

  
 Company Secretary

Sr.No	Notes
1	The total foreign holding is 568716 Equity Shares(5.576% holding)
2	There is no GDR and ADR holding of the Company
3	
5	
6	
7	
8	
9	

For Aro Granite Industries Ltd.

  
Company Secretary

## (I)(b) Statement showing holding of securities (including shares, warrants, convertible securities) of persons belonging to the category "Promoter and Promoter Group"

Sr. No.	Name of the shareholder	Details of Shares held		Encumbered shares (*)			Details of warrants		Details of convertible securities		Total shares (including underlying shares assuming full conversion of warrants and convertible securities) as a % of diluted share capital
		Number of shares held	As a % of grand total (A)+(B)+(C)	No.	As a percentage	As a % of grand total (A)+(B)+(C) of sub-clause (I)(a)	Number of warrants held	As a % total number of warrants of the same class	Number of convertible securities held	As a % total number of convertible securities of the same class	
(I)	(II)	(III)	(IV)	(V)	(VI)=(V)/(III)*100	(VII)	(VIII)	(IX)	(X)	(XI)	(XII)
1	SUNIL K ARORA	3246210	31.83		0.00	0.00	0	0	0	0	0
2	SUJATA ARORA	399048	3.91		0.00	0.00	0	0	0	0	0
3	K.L.ARORA	22845	0.22		0.00	0.00	0	0	0	0	0
4	KASTURI LAL ARORA	231322	2.27		0.00	0.00	0	0	0	0	0
5	KASTURI LAL ARORA	750	0.01		0.00	0.00	0	0	0	0	0
6	SUDERSHAN ARORA	124402	1.22		0.00	0.00	0	0	0	0	0
7	AMAN ARORA	22	0.00		0.00	0.00	0	0	0	0	0
8	GEETI ARORA	900	0.01		0.00	0.00	0	0	0	0	0
9	RAVI KUMAR ARORA	922	0.01		0.00	0.00	0	0	0	0	0
10	SAHIL ARORA	75000	0.74		0.00	0.00	0	0	0	0	0
11	SHIVANI ARORA	75000	0.74		0.00	0.00	0	0	0	0	0
							0	0	0	0	0
	<b>TOTAL</b>	4176421	40.95	0	0.00	0.00	0	0	0	0	0

(\*) The term "encumbrance" has the same meaning as assigned to it in regulation 28(3) of the SAST Regulations, 2011

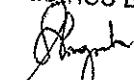
For Aro Granite Industries Ltd.

  
 Company Secretary

(I)(c)(i) Statement showing holding of securities (including shares, warrants, convertible securities) of persons belonging to the category "Public" and holding more than 1% of the total number of shares

Sr. No.	Name of the shareholder	Number of shares held	Shares as a percentage of total number of shares {i.e., Grand Total (A)+(B)+(C) indicated in Statement at para (I)(a) above}	Details of warrants		Details of convertible securities		Total shares (including underlying shares assuming full conversion of warrants and convertible securities) as a % of diluted share capital
				Number of warrants held	As a % total number of warrants of the same class	Number of convertible securities held	% w.r.t total number of convertible securities of the same class	
1	ARCHIT EXIM PVT LTD.	146215	1.43	0	0	0	0	
2	SUREFIN FINANCIAL CONSULTANTS PRIVATE LTD.	354892	3.48	0	0	0	0	
3	WINFIN FINANCIAL CONSULTANTS PRIVATE LTD.	123196	1.21	0	0	0	0	
4	BHARAT PITTI	264327	2.59	0	0	0	0	
5	PRADEEP KUMAR JAIN	103125	1.01	0	0	0	0	
6	SUJATA JAIN	118126	1.16	0	0	0	0	
7	PRADEEP KUMAR JAIN(HUF)	120445	1.18	0	0	0	0	
8	MEENAZ KASSAM	111429	1.09	0	0	0	0	
9	RAJAN LILARAM BHARVANI	121501	1.19	0	0	0	0	
10	AMIT SHANTILAL MOTLA/BHAVNA SHANTILAL MOTLA	168647	1.65	0	0	0	0	
11	AMRIT INDIA VALUE FUND LIMITED	197966	1.94					
12	DILIP KUMAR LAKHI	1002600	9.83	0	0	0	0	
<b>TOTAL</b>		<b>2832469</b>	<b>27.77</b>	<b>0</b>	<b>0</b>	<b>0</b>	<b>0</b>	<b>0</b>

For Aro Granite Industries Ltd.

  
 Company Secretary

(I)(c)(ii) Statement showing holding of securities (including shares, warrants, convertible securities) of persons (together with PAC) belonging to the category "Public" and holding more than 5% of the total number of shares of the company

Sr. No.	Name(s) of the shareholder(s) and the Persons Acting in Concert (PAC) with them	Number of shares	Shares as a percentage of total number of shares {i.e., Grand Total (A)+(B)+(C) indicated in Statement at para (I)(a) above}	Details of warrants		Details of convertible securities		Total shares (including underlying shares assuming full conversion of warrants and convertible securities) as a % of diluted share capital
				Number of warrants	As a % total number of warrants of the same class	Number of convertible securities held	% w.r.t total number of convertible securities of the same class	
1	DILIP KUMAR LAKHI	1002600	9.83		#DIV/0!		#DIV/0!	
2			0.00		#DIV/0!		#DIV/0!	
3			0.00		#DIV/0!		#DIV/0!	
4			0.00		#DIV/0!		#DIV/0!	
5			0.00		#DIV/0!		#DIV/0!	
6			0.00		#DIV/0!		#DIV/0!	
7			0.00		#DIV/0!		#DIV/0!	
8			0.00		#DIV/0!		#DIV/0!	
9			0.00		#DIV/0!		#DIV/0!	
10			0.00		#DIV/0!		#DIV/0!	
<b>TOTAL</b>		<b>1002600</b>	<b>9.83</b>	<b>0</b>	<b>#DIV/0!</b>	<b>0</b>	<b>#DIV/0!</b>	<b>0</b>

For Aro Granite Industries Ltd.


  
 Company Secretary



(I)(d) Statement showing details of locked-in shares

Sr. No.	Name of the shareholder	Number of locked-in shares	Locked-in shares as a percentage of total number of shares {i.e., Grand Total (A)+(B)+(C) indicated in Statement at para (I)(a) above}
1		0	0.00
2			0.00
3			0.00
4			0.00
5			0.00
6			0.00
7			0.00
8			0.00
9			0.00
<b>TOTAL</b>		0	0.00


For Aro Granite Industries Ltd.

  
 Company Secretary

(II)(a) Statement showing details of Depository Receipts (DRs)

Sr. No.	Type of outstanding DR (ADRs, GDRs, SDRs, etc.)	Number of outstanding DRs	Number of shares underlying outstanding DRs	Shares underlying outstanding DRs as a percentage of total number of shares {i.e., Grand Total (A)+(B)+(C) indicated in Statement at para (I)(a) above}
1		0	0	0.00
2				0.00
3				0.00
4				0.00
5				0.00
6				0.00
7				0.00
8				0.00
9				0.00
<b>TOTAL</b>		<b>0</b>	<b>0</b>	<b>0.00</b>


For Aro Granite Industries Ltd.


  
Secretary

(II)(b) Statement showing holding of Depository Receipts (DRs), where underlying shares held by "promoter/promoter group" are in excess of 1% of the total number of shares

Sr. No.	Name of the DR Holder	Type of outstanding DR (ADRs, GDRs, SDRs, etc.)	Number of shares underlying outstanding DRs	Shares underlying outstanding DRs as a percentage of total number of shares {i.e., Grand Total (A)+(B)+(C) indicated in Statement at para (I)(a) above}
1		0	0	0.00
2				0.00
3				0.00
4				0.00
5				0.00
6				0.00
7				0.00
8				0.00
9				0.00
				0.00
<b>TOTAL</b>			0	0.00

For Aro Granite Industries Ltd.

  
Company Secretary