


Introductory sub-table (I)(a)

Name of the Company: ARO GRANITE INDUSTRIES LIMITED			
Scrip Code, Name of the scrip, class of security: 513729			
Quarter ended: 31.03.2015			
Partly paid-up shares:-			
	No. of partly paid-up shares	As a % of total no. of partly paid-up shares	As a % of total no. of shares of the company
Held by promoter/promoter group	0	0	0
Held by public	0	0	0
Total	0	0	0
Outstanding convertible securities:-			
	No. of outstanding securities	As a % of total no. of outstanding convertible securities	As a % of total no. of shares of the company, assuming full conversion of the convertible securities
Held by promoter/promoter group	0	0	0
Held by public	0	0	0
Total	0	0	0
Warrants:-			
	No. of warrants	As a % of total no. of warrants	As a % of total no. of shares of the company, assuming full conversion of warrants
Held by promoter/promoter group	0	0	0
Held by public	0	0	0
Total	0	0	0
Total paid-up capital of the company, assuming full conversion of warrants and convertible securities		15300000	

For Aro Granite Industries Ltd.


 Company Secretary

Statement Showing Shareholding Pattern

Category code	Category of Shareholder	Number of Shareholders	Table (I)(a)		Total shareholding as a percentage of total number of shares		Shares Pledged or otherwise encumbered	
			Total number of shares	Number of shares held in dematerialized form	As a percentage of (A+B) ¹	As a percentage of (A+B+C)	Number of shares	As a percentage
			(IV)	(V)	(VI)	(VII)	(VIII)	(IX) = (VIII)/(IV)*100
(A)	Shareholding of Promoter and Promoter							
1	Indian							
(a)	Individuals/ Hindu Undivided Family							
		11	6264631	6264631	40.95	40.95	0	0.00
(b)	Central Government/ State Government(s)	0			0.00	0.00	0	#DIV/0!
(c)	Bodies Corporate	0			0.00	0.00	0	#DIV/0!
(d)	Financial Institutions/ Banks	0			0.00	0.00	0	#DIV/0!
(e)	Any Others(Specify)	0			0.00	0.00	0	#DIV/0!
(e-i)		0			0.00	0.00	0	#DIV/0!
(e-ii)		0			0.00	0.00	0	#DIV/0!
		0						
		0					0	
	Sub Total(A)(I)	11	6264631	6264631	40.95	40.95	0	0.00
2	Foreign							
a	Individuals (Non-Residents Individuals/ Foreign Individuals)	0			0.00	0.00		#DIV/0!
b	Bodies Corporate	0			0.00	0.00		#DIV/0!
c	Institutions	0			0.00	0.00		#DIV/0!
d	Qualified Foreign Investor	0			0.00	0.00		#DIV/0!
e	Any Others(Specify)	0			0.00	0.00		#DIV/0!
e-i		0			0.00	0.00		#DIV/0!
e-ii		0						
		0						

For Aro Granite Industries Ltd.

[Signature]
Company Secretary


	Sub Total(A)(2)	0	0	0	0.00	0.00	0	#DIV/0!
	Total Shareholding of Promoter and	11	6264631	6264631	40.95	40.95	0	0.00
(B)	Public shareholding							
1	Institutions							
(a)	Mutual Funds/ UTI	0	0	0	0.00	0.00		
(b)	Financial Institutions/ Banks	0	0	0	0.00	0.00		
(c)	Central Government/ State Government(s)	0	0	0	0.00	0.00		
(d)	Venture Capital Funds	0	0	0	0.00	0.00		
(e)	Insurance Companies	0	0	0	0.00	0.00		
(f)	Foreign Institutional Investors	1	296949	296949	1.94	1.94		
(g)	Foreign Venture Capital Investors	0	0	0	0.00	0.00		
(h)	Qualified Foreign Investor	0	0	0	0.00	0.00		
(i)	Any Other (specify)	0	0	0	0.00	0.00		
(i-ii)					0.00	0.00		
(i-ii)								
	Sub-Total (B)(1)	1	296949	296949	1.94	1.94		
B 2	Non-institutions							
(a)	Bodies Corporate	200	1525253	1509704	9.97	9.97		
(b)	Individuals				0.00	0.00		
I	Individuals -i. Individual shareholders holding nominal share capital up to Rs 1 lakh	6527	2143546	1668178	14.01	14.01	225	0.01
II	ii. Individual shareholders holding nominal share capital in excess of Rs. 1 lakh.	59	4653866	4523592	30.42	30.42		
(c)	Qualified Foreign Investor	0	0	0	0.00	0.00		
(d)	Any Other (specify)				0.00	0.00		
(d-i)	NRIs/OCBs	76	415755	393782	2.72	2.72		
(d-ii)								
	Sub-Total (B)(2)	6862	8738420	8095256	57.11	57.11		
(B)	Total Public Shareholding (B)= (B)(1)+(B)(2)	6863	9035369	8392205	59.05	59.05		

For Aro Granite Industries Ltd.


Company Secretary


	TOTAL (A)+(B)	6874	15300000	14656836	100.00	100.00	
(C)	Shares held by Custodians and against which Depository Receipts have been issued						
1	Promoter and Promoter Group	0	0	0	0	0.00	#DIV/0!
2	Public	0	0	0	0	0.00	
	Sub-Total (C)	0	0	0	0	0	0
	GRAND TOTAL (A)+(B)+(C)	6874	15300000	14656836		100.00	0 0.00

For Aro Granite Industries Ltd.


Company Secretary

Sr.No	Notes
1	The total foreign holding is 712704 Equity Shares(4.658% holding)
2	There is no GDR and ADR holding of the Company
3	
4	
5	
6	
7	
8	
9	

For Aro Granite Industries Ltd.


Company Secretary

(I)(b) Statement showing holding of securities (including shares, warrants, convertible securities) of persons belonging to the category "Promoter and Promoter Group"

Sr. No.	Name of the shareholder	Details of Shares held		Encumbered shares (*)			Details of warrants		Details of convertible securities		Total shares (including underlying shares assuming full conversion of warrants and convertible securities) as a % of diluted share capital
		Number of shares held	As a % of grand total (A)+(B)+(C)	No.	As a percentage	As a % of grand total (A)+(B)+(C) of sub-clause (I)(a)	Number of warrants held	As a % total number of warrants of the same class	Number of convertible securities held	As a % total number of convertible securities of the same class	
(I)	(II)	(III)	(IV)	(V)	(VI)=(V)/(III)*100	(VII)	(VIII)	(IX)	(X)	(XI)	(XII)
1	SUNIL K ARORA	4869315	31.83		0.00	0.00		0	0	0	0
2	SUJATA ARORA	598572	3.91		0.00	0.00		0	0	0	0
3	K.L.ARORA	34267	0.22		0.00	0.00		0	0	0	0
4	KASTURI LAL ARORA	346983	2.27		0.00	0.00		0	0	0	0
5	KASTURI LAL ARORA	1125	0.01		0.00	0.00		0	0	0	0
6	SUDERSHAN ARORA	186603	1.22		0.00	0.00		0	0	0	0
7	AMAN ARORA	33	0.00		0.00	0.00		0	0	0	0
8	GEETI ARORA	1350	0.01		0.00	0.00		0	0	0	0
9	RAVI KUMAR ARORA	1383	0.01		0.00	0.00		0	0	0	0
10	SAHIL ARORA	112500	0.74		0.00	0.00		0	0	0	0
11	SHIVANI ARORA	112500	0.74		0.00	0.00		0	0	0	0
	TOTAL	6264631	40.95	0	0.00	0.00	0	0	0	0	0

For Aro Granite Industries Ltd.

(*) The term "encumbrance" has the same meaning as assigned to it in regulation 28(3) of the SAST Regulations, 2011

Company Secretary

(I)(c)(i) Statement showing holding of securities (including shares, warrants, convertible securities) of persons belonging to the category "Public" and holding more than 1% of the total number of shares

Sr. No.	Name of the shareholder	Number of shares held	Shares as a percentage of total number of shares i.e., Grand Total (A)+(B)+(C) indicated in Statement at para (I)(a) above}	Details of warrants		Details of convertible securities		Total shares (including underlying shares assuming full conversion of warrants and convertible securities) as a % of diluted share capital
				Number of warrants held	As a % total number of warrants of the same class	Number of convertible securities held	% w.r.t total number of convertible securities of the same class	
1	ARCHIT EXIM PVT LTD	219322	1.43	0	0	0	0	0
2	SUREFIN FINANCIAL CONSULTANTS PRIVATE LIMITED	532338	3.48	0	0	0	0	0
3	WINFIN FINANCIAL CONSULTANTS PRIVATE LIMITED	184794	1.21	0	0	0	0	0
4	BHARAT PITTI	384431	2.51	0	0	0	0	0
5	PRADEEP KUMAR JAIN	154687	1.01	0	0	0	0	0
6	SUJATA JAIN	177189	1.16	0	0	0	0	0
7	PRADEEP KUMAR JAIN(HUF)	180667	1.18	0	0	0	0	0
8	MEENAZ KASSAM	167143	1.09	0	0	0	0	0
9	AMIT SHANTILAL MOTLA/SHANTILAL MOTLA	219500	1.43	0	0	0	0	0
10	AMRIT INDIA VALUE FUND LIMITED	296949	1.94	0	0	0	0	0
11	DILIP KUMAR LAKHI	1468628	9.60	0	0	0	0	0
12	SANGEETHA S	160000	1.05	0	0	0	0	0
TOTAL		4145648	27.10	0	0	0	0	0

For Aro Granite Industries Ltd.


Company Secretary

(I)(d) Statement showing details of locked-in shares

Sr. No.	Name of the shareholder	Number of locked-in shares	Locked-in shares as a percentage of total number of shares {i.e., Grand Total (A)+(B)+(C) indicated in Statement at para (I)(a) above}
1		0	0.00
2			0.00
3			0.00
4			0.00
5			0.00
6			0.00
7			0.00
8			0.00
9			0.00
TOTAL		0	0.00

For Aro Granite Industries Ltd.


Company Secretary

(II)(a) Statement showing details of Deposits Receipts (DRs)

Sr. No.	Type of outstanding DR (ADRs, GDRs, SDRs, etc.)	Number of outstanding DRs	Number of shares underlying outstanding DRs	Shares underlying outstanding DRs as a percentage of total number of shares {i.e., Grand Total (A)+(B)+(C) indicated in Statement at para (I)(a) above}
1		0	0	0.00
2				0.00
3				0.00
4				0.00
5				0.00
6				0.00
7				0.00
8				0.00
9				0.00
TOTAL		0	0	0.00

For Aro Granite Industries Ltd.


Company Secretary

(II)(b) Statement showing holding of Depository Receipts (DRs), where underlying shares held by "promoter/promoter group" are in excess of 1% of the total number of shares

Sr. No.	Name of the DR Holder	Type of outstanding DR (ADRs, GDRs, SDRs, etc.)	Number of shares underlying outstanding DRs	Shares underlying outstanding DRs as a percentage of total number of shares {i.e., Grand Total (A)+(B)+(C) indicated in Statement at para (I)(a) above}
1		0	0	0.00
2				0.00
3				0.00
4				0.00
5				0.00
6				0.00
7				0.00
8				0.00
9				0.00
TOTAL			0	0.00

For Aro Granite Industries Ltd.


Company Secretary